



Santa Cruz County Health Services Agency – Behavioral Health Division

South County Demographics – Zip Codes 95076, 95077, 95019, 95003

October 4, 2024

Mónica Morales, Health Services Agency Director
Karen Kern, Deputy Director, Behavioral Health

County Behavioral Health– South County Defined

- The Behavioral Health Division uses guidelines based on Census Designated Places (CDPs) maps
- For “South County” this generally includes zip codes 95003, 95019, 95076, 97077
- This includes Watsonville and the unincorporated areas East and Southeast of Aptos Creek (Seacliff, Del Mar, La Selva Beach, Corralitos, Aptos Hills – Larkin Valley, Amesti, Interlaken, Freedom, and Pajaro Dunes)
- **In Calendar Year 2023, 81% of the people we served lived in zip code 95076**

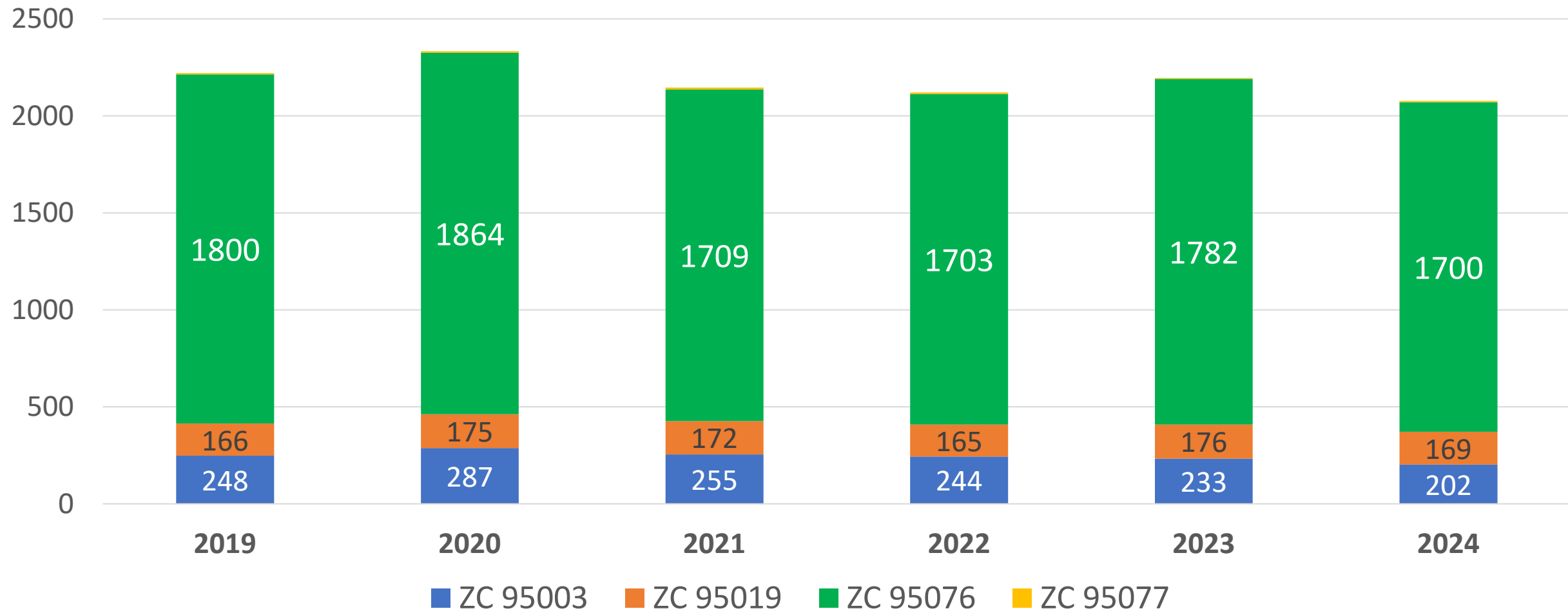
Santa Cruz County – Person's Experiencing Homeless (PEH) Defined

People are considered “homeless” if:

- They are ***marked as homeless by BH staff in the BH data system***, generally considered to be living unsheltered or in a place not meant for human habitation, shelter, or transitional housing program for homeless persons or in an institutional or residential treatment setting for less than 90 days and homeless before entering with no housing options available; or
- ***using a P.O. box*** as a mailing address for those without stable living situations.

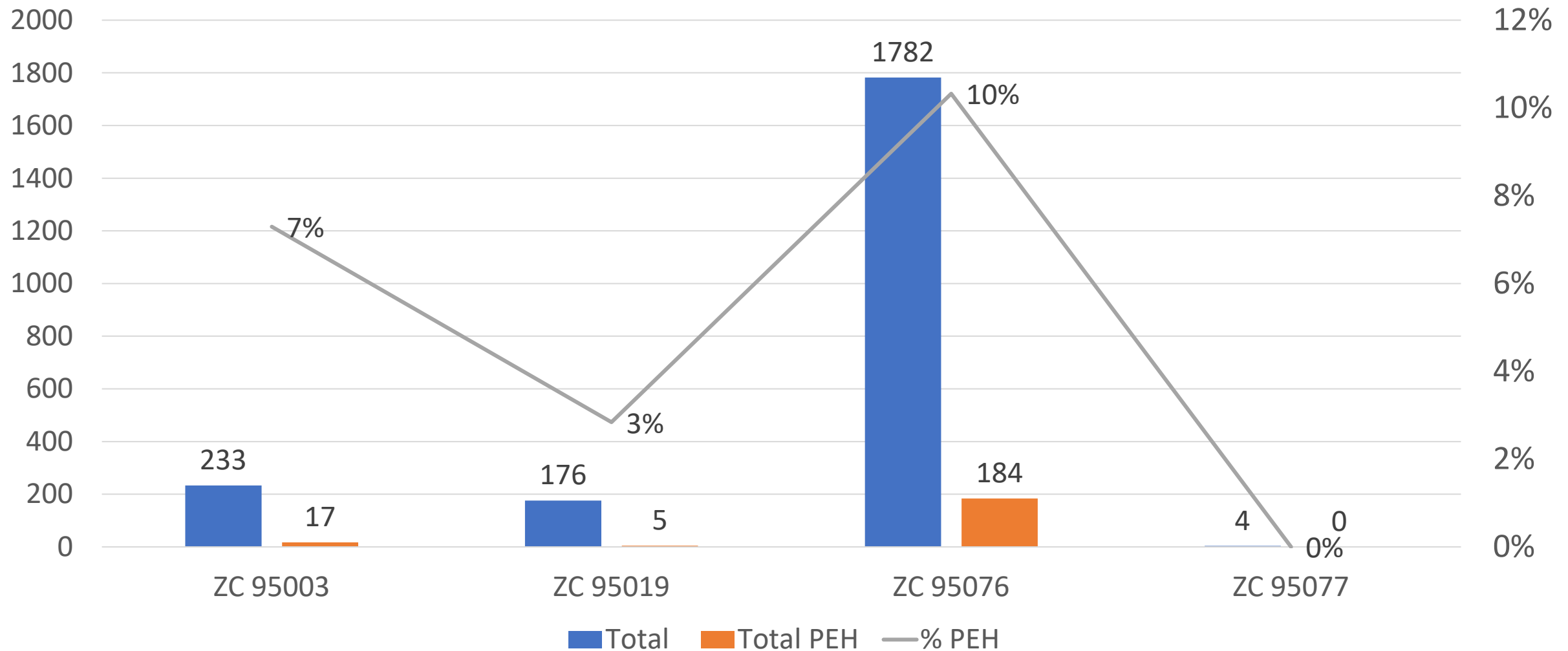
County Behavioral Health: South County Demographics (95076, 95077, 95019, 95003)

South County Behavioral Health Clients served by Calendar Year (95076, 95077, 95019, 95003)



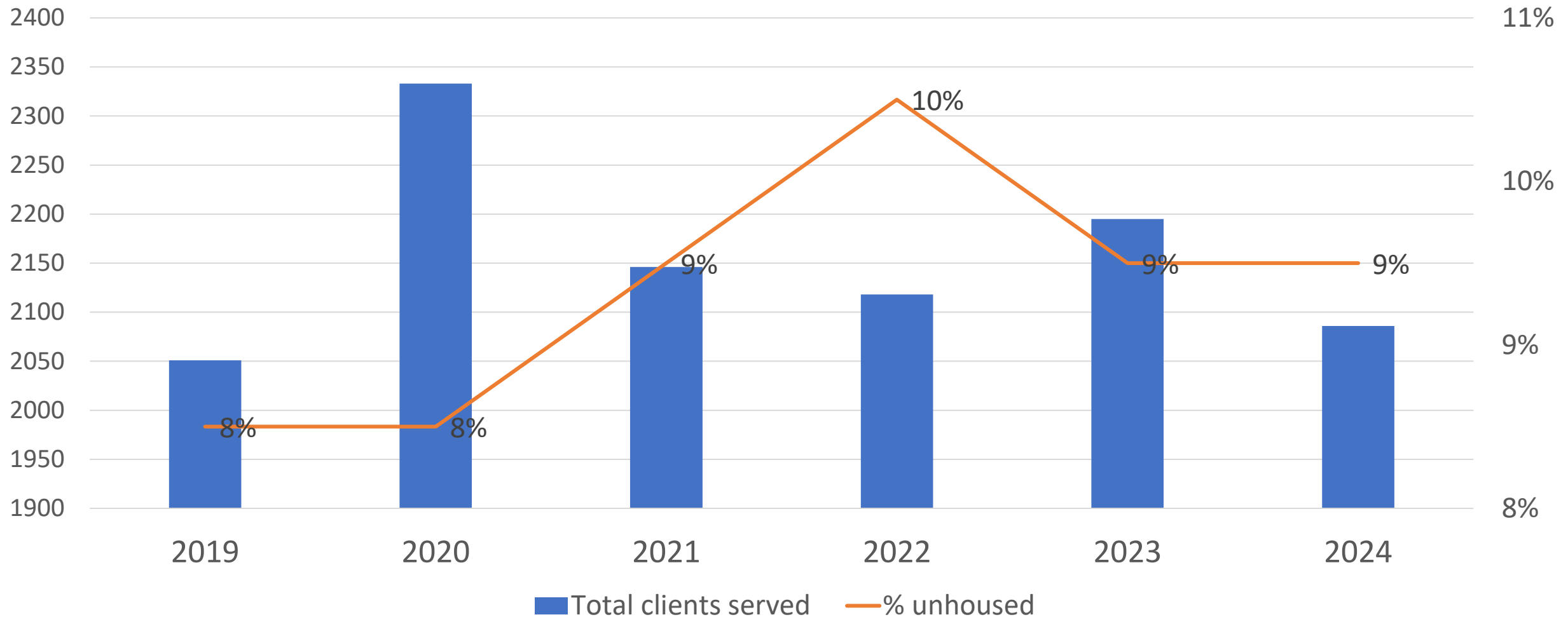
Disclaimer: Preliminary data analysis, as of October 3, 2024.

CY 2023 South County Behavioral Health Clients by Zip Code and % PEH



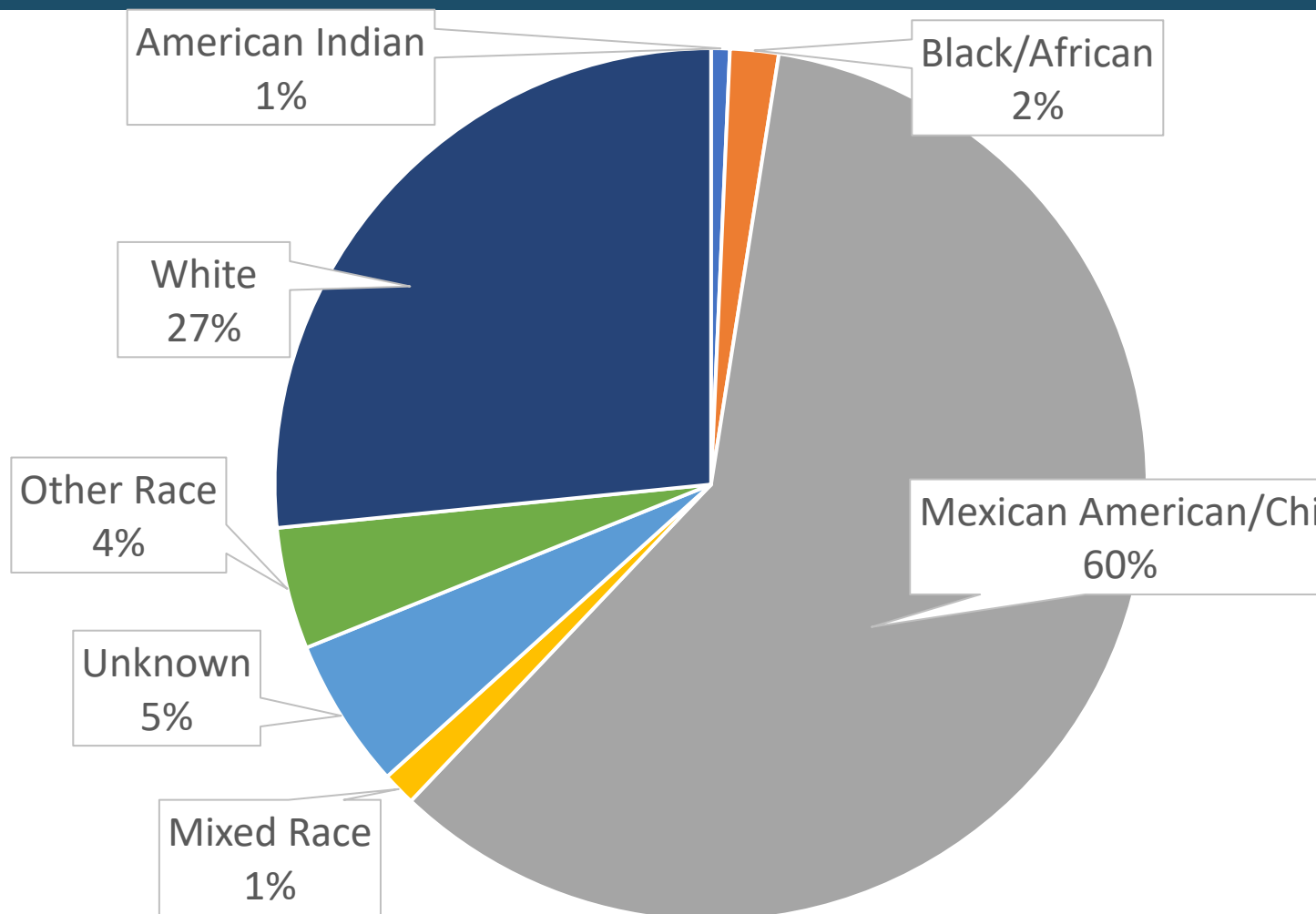
Disclaimer: Preliminary data analysis, as of October 3, 2024.

South County Behavioral Health Clients served by CY (95076, 95077, 95019, 95003) and % Persons Experiencing Homelessness (PEH)



Disclaimer: Preliminary data analysis, as of October 3, 2024.

CY 2023 South County Behavioral Health Clients served (95076, 95077, 95019, 95003) - Race



Alaskan Native	2	0%
American Indian	15	1%
Asian Indian	1	0%
Black/African	39	2%
Chinese	2	0%
Filipino	9	0%
Hawaiian	3	0%
Korean	2	0%
Laotian	1	0%
Mexican American/Chi	1,293	59%
Mixed Race	27	1%
No Entry	121	6%
Other Asian	3	0%
Other Race	98	4%
Samoan	1	0%
Vietnamese	1	0%
White	577	26%

Disclaimer: Preliminary data analysis, as of October 3, 2024.

Questions?

Karen Kern, MPA, Deputy Director, Behavioral Health Division,
Health Services Agency
Karen.Kern@santacruzcountycalifornia.gov

